

Customized Length Pu Foam Glasswool Glass Wool Sandwich Panel Fireproof

Our Product Introduction

for more products please visit us on baodupanel.com

Basic Information

- Place of Origin: Hebei, China
- Brand Name: BAODU
- Certification: CE
- Model Number: Glasswool Sandwich Panel
- Minimum Order Quantity: Discussible
- Price: Reasonable
- Packaging Details: In general, for steel structure, we use the steel frame packing to keep goods not to be broken. For sandwich panel and color steel sheet, we use the plastic packing. If the clients need special packing will according to their requirements.
- Delivery Time: 15 days
- Payment Terms: L/C, D/A, D/P, T/T, Western Union, MoneyGram
- Supply Ability: 5000 Square Meters per Day



Product Specification

- Product Name: Customized Length Pu Foam Glasswool Sandwich Panel Fireproof Glass Wool Sandwich Panel
- Length: Customized
- After-sale Service: Online Technical Support, Onsite Installation
- Surface Treatment: Customized
- Advantage: Fireproof/ Waterproof/ Soundproof/ Thermal Insulation/ Environmental
- Application: Building Warehouse Roofing Wall And Roof For Building
- Width: 1M
- Sample: Free Sample
- Highlight: Customized Length Glasswool Sandwich Panel, Fireproof Glasswool Sandwich Panel,

Product Description

Customized Length Pu Foam Glasswool Sandwich Panel Fireproof Glass Wool Sandwich Panel

Product Description:

The fireproof glass wool sandwich panel has a density of 64kg/m³, and its RAL color can be customized to your preference. This product is known for its excellent insulation properties, making it ideal for both commercial and industrial applications. The panel is also lightweight and easy to install, making it a cost-effective solution for insulation needs.

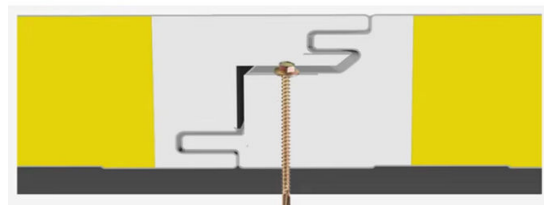
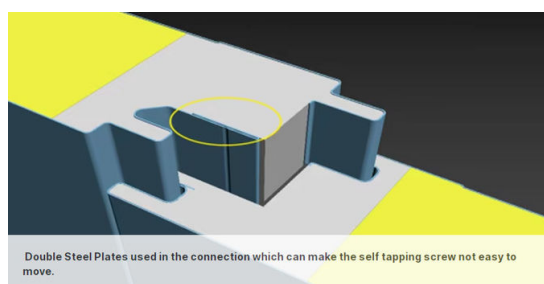

The fire resistance glasswool acoustic light weight thermal insulation is an excellent choice for areas that require a high level of fire resistance. The glass wool insulation core ensures that the panel can withstand high temperatures and prevent the spread of flames. This makes it an ideal choice for buildings where fire safety is a top priority, such as hospitals, schools, and commercial buildings.

The panel's excellent acoustic properties make it an ideal choice for soundproofing applications. The glass wool insulation core effectively absorbs sound waves, reducing noise pollution and improving the overall acoustic environment. This makes it a popular choice for music studios, theaters, and auditoriums.

The fireproof glass wool sandwich panel is also an excellent thermal insulation solution. The glass wool insulation core helps to prevent heat transfer, keeping the interior of the building cool in the summer and warm in the winter. This makes it a popular choice for buildings located in areas with extreme weather conditions.

In conclusion, the fireproof glass wool sandwich panel is a high-quality, durable, and cost-effective insulation solution suitable for a wide range of applications. Its excellent insulation, acoustic, and thermal properties make it an ideal choice for commercial and industrial buildings, music studios, theaters, and auditoriums. Contact us today to learn more about how we can help you with your insulation needs.

Features:



Technical Parameters:

Allowable vertical load and thermal conductivity of BAODU new model fireproof glass wool roof sandwich panel (allowable deflection $f \leq L/200$)								
S(mm)	W/m ² K	G(kg)	P=KN/m ²	0.60	0.80	1.00	1.20	1.50
50	0.69	12.95	L(m)	3.74	3.23	2.86	2.57	2.23
70	0.47	14.50	L(m)	5.01	4.34	3.86	3.48	3.05
100	0.36	16.04	L(m)	6.21	5.32	4.73	4.28	3.75
125	0.34	17.06	L(m)	7.11	6.31	5.77	4.93	4.32
150	0.33	19.14	L(m)	8.00	6.94	6.18	5.58	4.89
200	0.30	22.78	L(m)	9.79	8.56	7.63	6.88	6.00

Applications:

The Glasswool Sandwich Panel is suitable for various applications, including roof and wall insulation, cold storage, indoor partitions, and sound barriers. The panel is available in different thicknesses, including 50mm, 75mm, 80mm, 100mm, 125mm, 150mm, and 200mm, making it versatile for different building requirements. The color of the panels can be customized according to RAL color, making it suitable for different aesthetic preferences.

The Glasswool Sandwich Panel is an ideal solution for various scenarios, including industrial buildings, commercial buildings, residential homes, and agricultural buildings. The panel's thermal insulation properties make it suitable for buildings in cold climates, while its lightweight nature reduces the load on the building structure. The acoustic properties of the panel make it ideal for sound barriers, while the fire resistance properties make it safe for buildings.

Overall, BAODU Glasswool Sandwich Panel is an excellent product that offers exceptional attributes suitable for various applications. The product is reliable, durable, and long-lasting, providing customers with value for their money. The Glasswool Sandwich Panel is a reliable choice, ensuring that customers get the best quality product for their construction projects.

Support and Services:

The Glasswool Sandwich Panel product is supported by our technical team, who are available to assist with any product-related inquiries or issues. Our technical support services include:

[Product design and specification support](#)

[Installation guidance and advice](#)

[Troubleshooting and problem-solving](#)

[Product testing and analysis](#)

In addition to our technical support services, we also offer a range of other services to ensure that our customers get the most out of their Glasswool Sandwich Panel product. These services include:

[Customization and bespoke product design](#)

[Product training and education](#)

[Maintenance and repair services](#)

[Product warranty and guarantee](#)

Our commitment to providing excellent technical support and services means that our customers can rely on us for expert advice and assistance throughout the lifecycle of their Glasswool Sandwich Panel product.

Packing and Shipping:

Our Glasswool Sandwich Panel product is carefully packaged to ensure its safe delivery to your doorstep. Each panel is wrapped in plastic film and then packed in a sturdy steel sheet box to prevent any damage during shipping.

We offer multiple shipping options to meet your needs. Standard shipping typically takes 5-7 business days, while expedited shipping can arrive in 2-3 business days. You can select your preferred shipping method at checkout.

If you have any questions about our product packaging or shipping, please don't hesitate to contact us. We're always happy to help!

FAQ:

Q. What is the brand name of this product?

A. The brand name of this product is BAODU.

Q. What is the model number of this product?

A. The model number of this product is Glasswool Sandwich Panel.

Q. Where is this product manufactured?

A. This product is manufactured in Hebei, China.

Q. What certifications does this product have?

A. This product has CE certification.

Q. What are the payment terms for this product?

A. The payment terms for this product are L/C, D/A, D/P, T/T, Western Union, and MoneyGram.

Q. What is the minimum order quantity for this product?

A. The minimum order quantity for this product is discussible.

Q. What is the price range for this product?

A. The price for this product is reasonable.

Q. What are the packaging details for this product?

A. In general, for steel structure, we use the steel frame packing to keep goods not to be broken. For sandwich panel and color steel sheet, we use the plastic packing. If the clients need special packing will according to their requirements.

Q. What is the delivery time for this product?

A. The delivery time for this product is 15 days.

Q. What is the supply ability for this product?

A. The supply ability for this product is 5000 square meters per day.



Baodu International Advanced Construction Material Co., Ltd.



+86 13717927965



chunlei.song@baodu.com



baodupanel.com

Room 1101, Building 6, Yard 9, Hongye Road, Daxing District, Beijing